

## PATRIMONITO STORYBOARD COMPETITION 2022



### Sample worksheet and how to fill it out

- The upper part of the frame is for the drawing. The lower part of the frame is for a description of the action, the movement of the characters and for suggestions on music or special effects, etc. to be used in producing the animation. This must be in **English or French**.
- There will be **no dialogue** in the cartoon, so the drawings must communicate the basic message. Some key words may be added. The participants should draw the characters showing the action they are doing at the moment, and also add a background.
- The number of the frames in chronological order should be indicated at the top right corner. Participants must use a **minimum of 16** and a **maximum 24** of frames.
-




- If needed, the blank storyboard can be copied or reproduced on a separate sheet of paper. The drawings can be done in black & white or in colour.

Surname: .....  
Name: .....  
Age: .....

School: .....  
Grade: .....  
Professor: .....

World Heritage Convention  
Address: .....  
.....  
Country: .....

→ This part of the frame is **for the drawing.** The drawings can be in black & white or in colour.

|   |   |   |
|---|---|---|
|  | <b>1</b>  |   |
|  | This part of the frame to add key words or a description of the action, the movement of the characters and for suggestions on music or special effects, etc. to be used in producing the animation. This must be <b>in English or French.</b> |  |

← The participants should number the frames in chronological order at the top right corner and use a minimum of 16 and a maximum 24 of frames.

**Prior to submitting the entries:**

Participants must make sure to put their personal details at the front of each frame sheet.

Participants must remember to make a copy of the original completed storyboard.